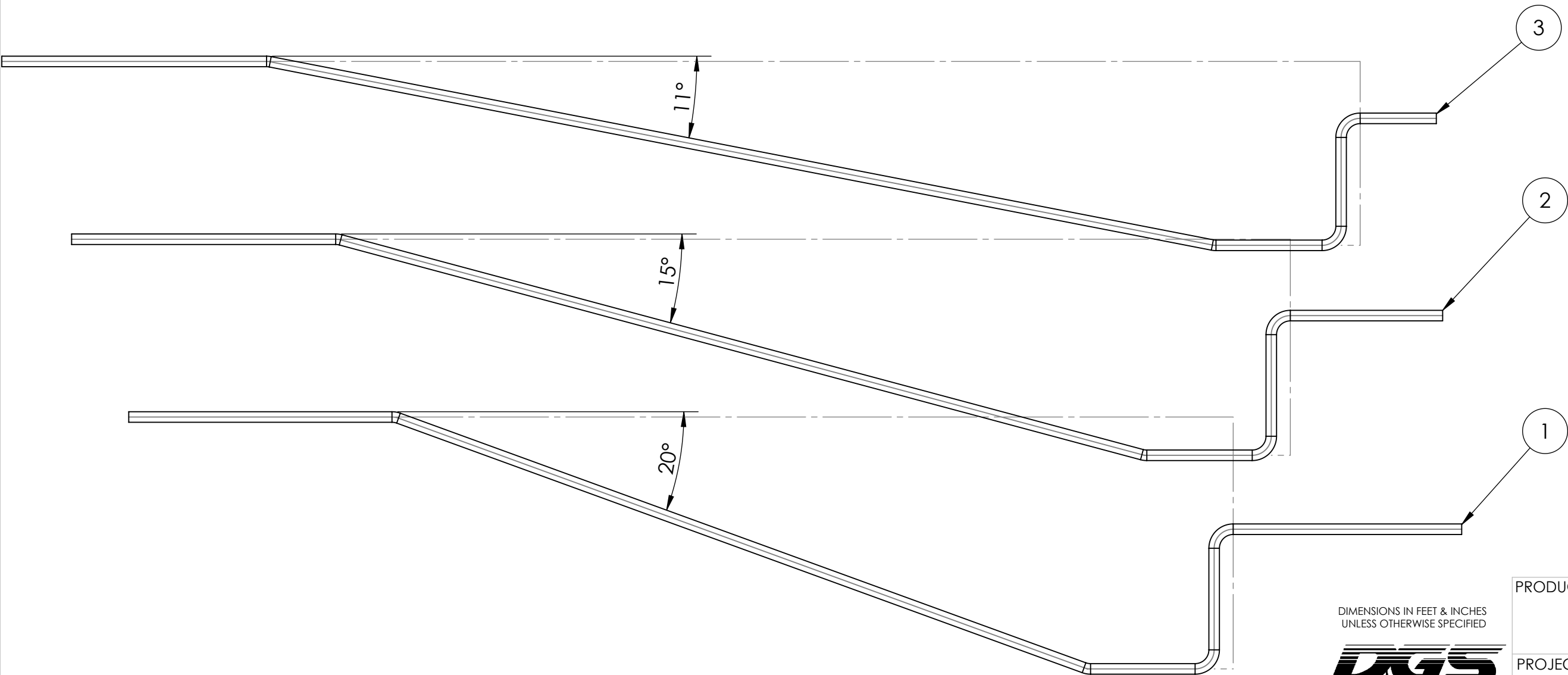


PIPE COASTER CONFIGURATIONS

NOTES:

1. MAX CAPACITY IS ONE 250LB PERSON PER PIPE COASTER CONFIGURATIONS
2. INCLUDED COMPONENTS SHOULD BE USED ONLY WITH THIS ASSEMBLY

ITEM NO.	PRODUCT CODE	DESCRIPTION	QTY.
1	C-RAIL-P20	BENT PIPE 20DEG ANGLE	1
2	C-RAIL-P15	BENT PIPE 15 DEG ANGLE	1
3	C-RAIL-P11	BENT PIPE 11 DEG ANGLE	1



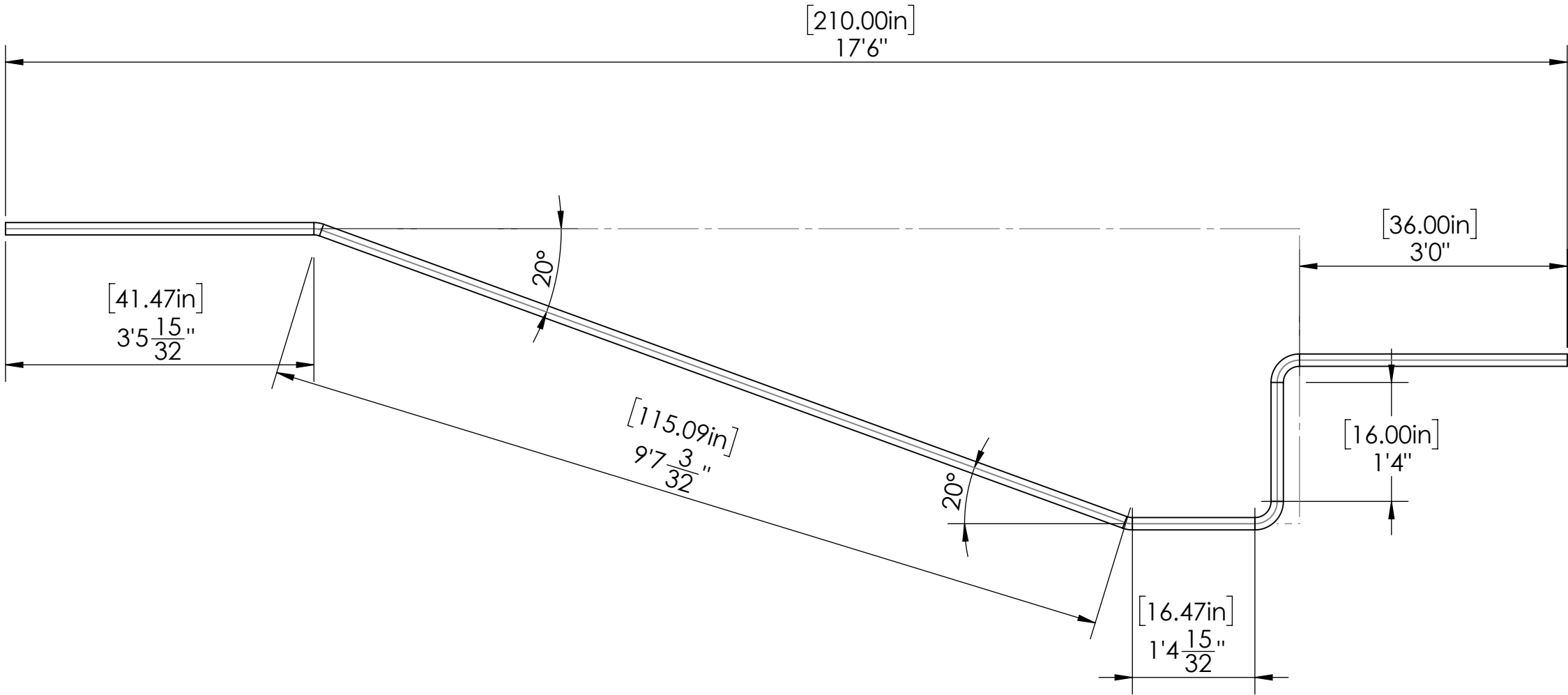
DIMENSIONS IN FEET & INCHES
UNLESS OTHERWISE SPECIFIED



PROPRIETARY AND CONFIDENTIAL
THE INFORMATION CONTAINED IN THIS
DRAWING IS THE SOLE PROPERTY OF
DGS, INC., ANY REPRODUCTION IN PART
OR AS A WHOLE WITHOUT THE WRITTEN
PERMISSION OF DGS, INC. IS PROHIBITED.

PRODUCT CODE: C-RAIL-P#			
PROJECT:			
SIZE B	DWG. NO. C-RAIL-P# PIPE COASTER - PIPE	REV C	
SCALE: 1:18		WEIGHT: 50 LB	SHEET 1 OF 4

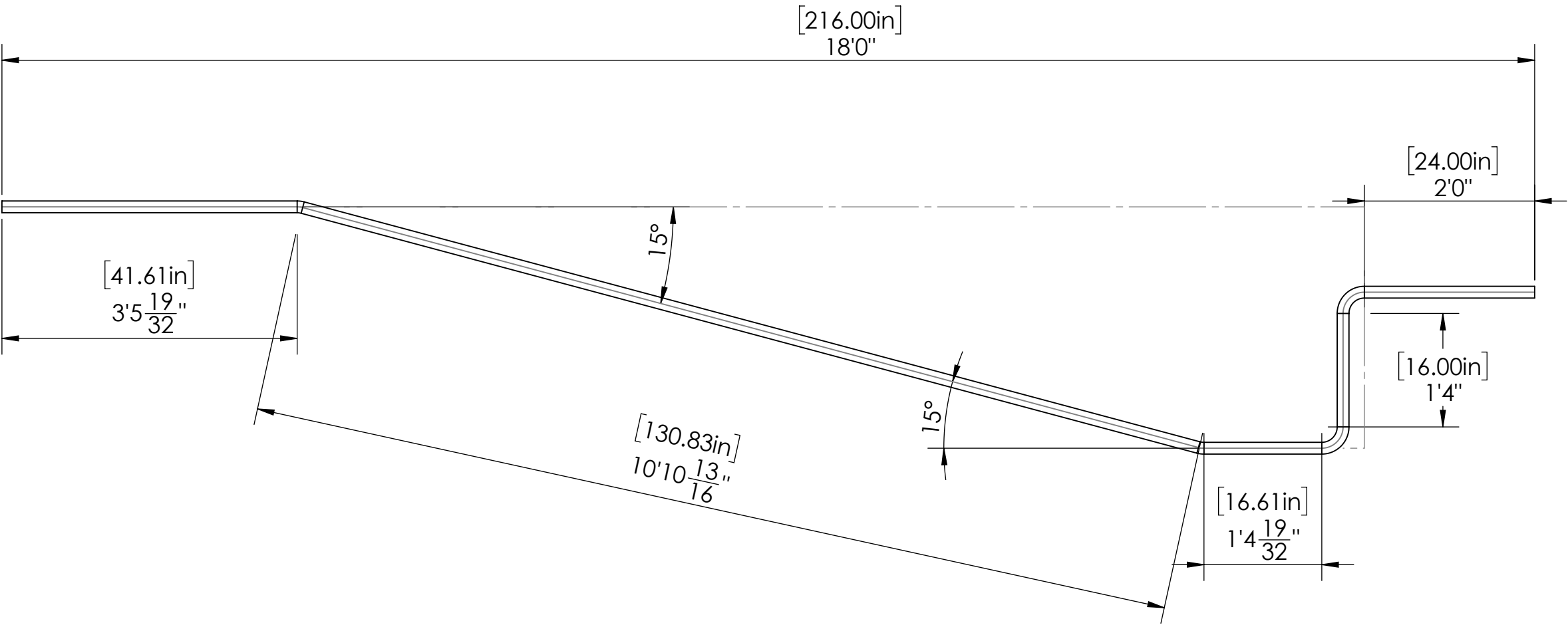
ITEM NO.	QTY.	DESCRIPTION	LENGTH
1	1	1-1/4" SCH 40 PIPE	19'8 13/32"



PROPRIETARY AND CONFIDENTIAL
THE INFORMATION CONTAINED IN THIS
DRAWING IS THE SOLE PROPERTY OF
DGS INC. ANY REPRODUCTION IN PART
OR AS A WHOLE WITHOUT THE WRITTEN
PERMISSION OF DGS INC IS PROHIBITED.

UNLESS OTHERWISE SPECIFIED:		NAME		DATE		PRODUCT CODE:					
DIMENSIONS ARE IN INCHES TOLERANCES: ANGULAR: 1 DEGREE ONE PLACE DECIMAL ± .1" TWO PLACE DECIMAL ± .01" THREE PLACE DECIMAL ± .005" FOUR PLACE DECIMAL ± .0005" INTERPRET GEOMETRIC TOLERANCING PER: ASME Y14.5-2009		DRAWN	EWC	2/5/2020		C-RAIL-P20					
		CHECKED									
		ENG APPR.				PROJECT:					
		MFG APPR.									
		Q.A.									
MATERIAL		COMMENTS:				SIZE		DWG. NO.		REV	
STEEL						B		C-RAIL-P# PIPE COASTER - PIPE		C	
FINISH											
DO NOT SCALE DRAWING						SCALE: 1:18 WEIGHT: 50 LB SHEET 2 OF 4					

ITEM NO.	QTY.	DESCRIPTION	LENGTH
1	1	1-1/4" SCH 40 PIPE	19'11 29/32"



PROPRIETARY AND CONFIDENTIAL
THE INFORMATION CONTAINED IN THIS
DRAWING IS THE SOLE PROPERTY OF
DGS INC. ANY REPRODUCTION IN PART
OR AS A WHOLE WITHOUT THE WRITTEN
PERMISSION OF DGS INC IS PROHIBITED.

UNLESS OTHERWISE SPECIFIED:

DIMENSIONS ARE IN INCHES
TOLERANCES:
ANGULAR: 1 DEGREE
ONE PLACE DECIMAL $\pm .1"$
TWO PLACE DECIMAL $\pm .01"$
THREE PLACE DECIMAL $\pm .005"$
FOUR PLACE DECIMAL $\pm .0005"$

INTERPRET GEOMETRIC
TOLERANCING PER: ASME Y14.5-2009

MATERIAL
STEEL

FINISH

DO NOT SCALE DRAWING

	NAME	DATE
DRAWN	EWC	2/5/2020
CHECKED		
ENG APPR.		
MFG APPR.		
Q.A.		
COMMENTS:		

REMOVE ALL BURRS AND SHARP EDGES

PRODUCT CODE:

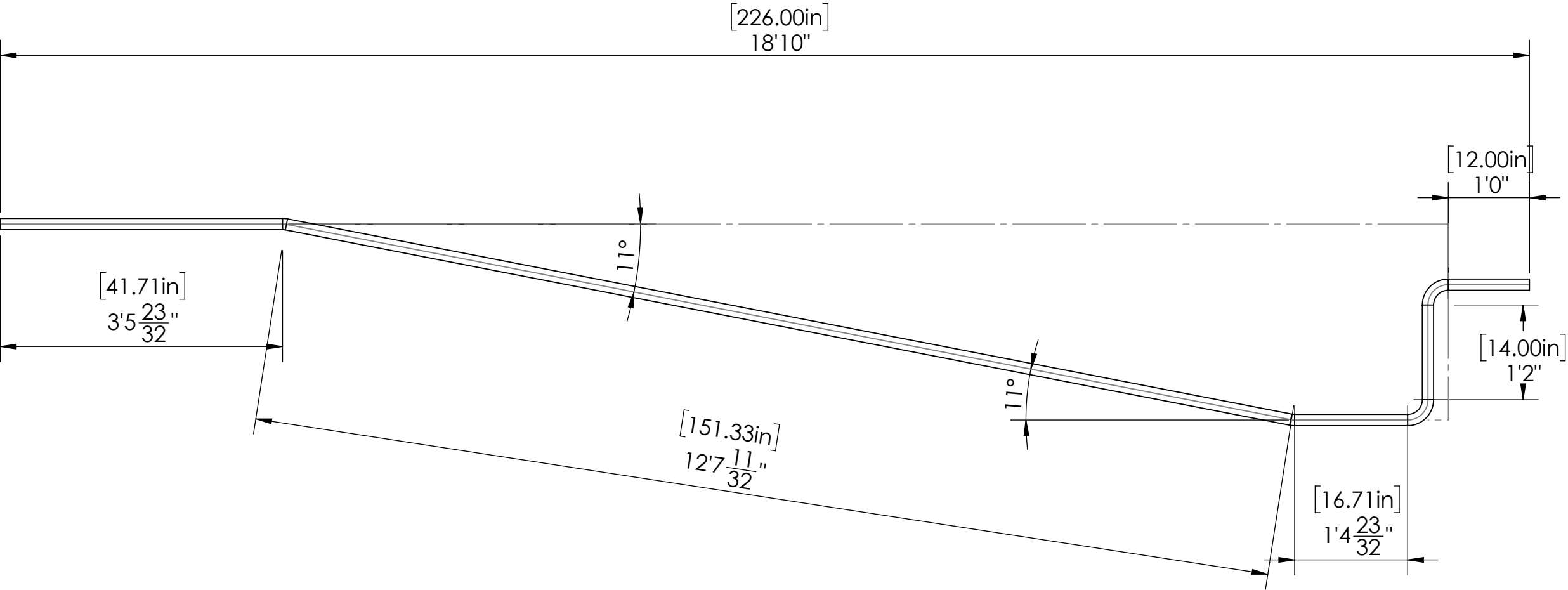
C-RAIL-P15

PROJECT:

SIZE	DWG. NO.	REV
B	C-RAIL-P# PIPE COASTER - PIPE	C

SCALE: 1:18 WEIGHT: 50 LB SHEET 3 OF 4

ITEM NO.	QTY.	NUMBER	DESCRIPTION	LENGTH (IN)	LENGTH (FT)
1	1	BP010440	1-1/4" SCH 40 PIPE	20'6 7/32"	



PROPRIETARY AND CONFIDENTIAL
THE INFORMATION CONTAINED IN THIS
DRAWING IS THE SOLE PROPERTY OF
DGS INC. ANY REPRODUCTION IN PART
OR AS A WHOLE WITHOUT THE WRITTEN
PERMISSION OF DGS INC IS PROHIBITED.

UNLESS OTHERWISE SPECIFIED:			
DIMENSIONS ARE IN INCHES			
TOLERANCES:			
ANGULAR: 1 DEGREE			
ONE PLACE DECIMAL ± .1"			
TWO PLACE DECIMAL ± .01"			
THREE PLACE DECIMAL ± .005"			
FOUR PLACE DECIMAL ± .0005"			
INTERPRET GEOMETRIC TOLERANCING PER: ASME Y14.5-2009			
MATERIAL	STEEL	NAME	EWC
FINISH		DATE	2/5/2020
DO NOT SCALE DRAWING		COMMENTS:	

REMOVE ALL BURRS AND SHARP EDGES

PRODUCT CODE:			
C-RAIL-P11			
PROJECT:			
SIZE	DWG. NO.	REV	
B	C-RAIL-P# PIPE COASTER - PIPE	C	
SCALE: 1:18		WEIGHT: 50 LB	SHEET 4 OF 4